



Industrial
Pumps

fluimac[®]
pump solution

made in Italy





Fluimac came into existence in 2012 and was established in the Varese area in Italy. This young, dynamic and innovative company specialises in providing pump solutions using their newly developed designs of pump product ranges.

With their extensive knowledge, experience and expertise, in the Italian and International markets, Fluimac is well equipped to offer not only reliable, high quality products but also a staff infrastructure providing its customers with the benefits of total flexibility, coupled with fast service, speedy deliveries and a superb after sales service.

The **Fluimac** policy is based on excellent customer service and a network of efficient and knowledgeable distributors who ensure the customer receives the best possible attention at all times. The company is continually researching new solutions and is dedicated to the constant improvement of their product ranges. Highly trained personnel provide our customers with the guarantees of quality, efficiency and a high degree of technical ability and support.

Our experience, serving to **you!**



Fluimac's subsidiary in **Singapore**



Our Singapore branch was established to strengthen our presence in the fast growing Asian market. Our office takes care of the sales and aftersales, and strongly supports the extensive network of distributors we have in the region. With ready stock in Asia, we have fast delivery capabilities to the region.



The grouping and organisation of **Fluimac's**, assembly, pump testing and warehousing facilities, along with the rapid stock check process system in place, allows the company to offer an outstanding, fast delivery service for those customers who find themselves in an emergency situation.

We are proud of our 21st century, high tech, automated test facility which allows us to test each and every pump hydrostatically as well as for suction condition, discharge pressure and flow rate tests.

Our technical research and development department are engaged constantly in finding practical solutions using state of the art technology to ensure continuous improvement to our product ranges. The result is that the Italian genius and excellence of **Fluimac** keeps the company in the forefront and cutting edge of modern day pump innovation.

Our quality, serving to **you!**



Fluimac's Certificates



CE CONFORMITY MARKING



ATEX



ISO 9001:2008



GOST-R RUSSIA



FDA COMPLIANT



EAC CONFORMITY MARKING

Products

Air operated double diaphragm pumps have long been recognized as the most flexible pumps of the industry for handling difficult liquids at relatively low pressures and flows. The range of applications is virtually limitless. Fluimac AODD pumps come in many sizes and choices of materials of construction. Almost every type of liquid from highly corrosive acids through high viscosity paints and adhesives, to food and drink products can be pumped.



Phoenix



Air operated double diaphragm pumps
Realized in:
PP, PVDF, ALUMINIUM, SS AISI 316, POMc
Flow-rate from 8 lts/min to 1.000 lts/min
Connection from 1/4" to 3".



Phoenix Atex



Air operated double diaphragms pumps,
ATEX certified for zone 1. Realized in:
PP+CF, PVDF+CF, ALUMINIUM,
SS AISI 316, POMc+CF
Flow-rate from 8lts/min to 1.000 lts/min
Connection from 1/4" to 3".



Phoenix Food



Air operated double diaphragms pumps
Realized in:
SS AISI 316 electro-polished
Flow-rate from 18lts/min to 1.000 lts/min
Tri-Clamp Connection.



Special Pump



Air operated double diaphragms pumps
with special features:
TWIN PHOENIX with double inlet/outlet
DRUM PHOENIX to empty drums and tanks
ACCURATE PHOENIX remote control



Damper



Pneumatic, automatic pulsation dampeners
Realized in:
PP, PVDF, ALUMINIUM, SS AISI 316, POMc
Applicable to all size of pumps.
Available also in ATEX or FOOD version.

Markets & Applications

Fluimac pumps are some of the most versatile pumps on the market. They can be used in a variety of installations in numerous applications



Features & Benefits



100% wet tested after final assembly: deadheading, priming, and sealing.

ATEX certifications in all versions: Conductive plastic pumps available.

Portable and compact for multi-location use, optionally with trolley.

Dry-run without damaging the pump or system: seal-less design.

Special Air system: lube-free, non-stall, non-freeze.

Fully submersible: can be submerged completely according to the fluid compatibility.

Efficient air distribution design: low air consumption.

Special air exhaust: Designed to operate at low noise levels.

Handled liquids with solids particles: ideal for abrasive and viscous media.


Serviceability: easily maintained and quickly without any special tools.

All plastic air system: strong and corrosion-resistant in harsh environments.

Self-priming dry up to 6 meters: works in suction lift applications.

Efficient performance: high flow rates through optimal casings designs.

Safely "dead head" function, against closed discharge, without pump damage.



Can customize to specific applications: Multiple porting options available along with interface options.

All Bolted Construction: it provides maximum leak resistance and safety.

Variable flow and head pressures, easy to adjust, without sophisticated controls.

Wide Range of sizes and materials suited to variety of conditions and chemicals fluids.



Pump Operation



1. Suction Cycle


Compressed air fills left inner chamber, causing the opposing diaphragm to create suction, lifting the lower valve ball, pulling in fluid at inlet. Simultaneously, the left chamber is in "Discharge" cycle.



2. Discharge Cycle

Compressed air fills right inner chamber, causing upper valve ball to open and discharge fluid. Simultaneously, the left chamber is in "Suction" cycle.

Installation



Pump installed below head (positive suction)

(when it is necessary to empty completely the container)



Self priming pump installed above head (negative suction)

(pump initially work with dry column without problem)



Pump installed above drum or tank

(with special featuring pump)



Pump installed on hopper for high viscosity liquid

(hopper's height helps the pump to treat the fluid. Air pressure has to be high, Suction tube has to be bigger than pump size)



Submerged pump

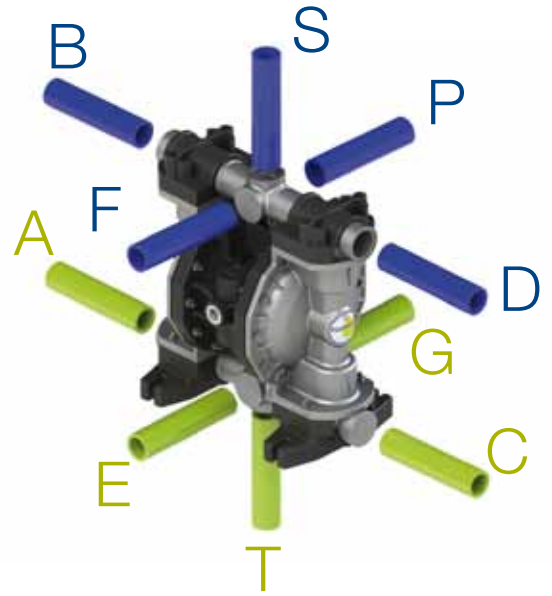
(it is necessary to check the chemical compatibility)



Pump installed on a mobile unit

(with a trolley or cart when pump must be often moved)

How to read the code



Pump selection

To select the right **FLUIMAC** pump for your application, the following factors should be considered to achieve economy of operation, long pump life, and minimal maintenance costs:

- The nature of the medium to be pumped, its viscosity, and the solids content
- Pumping capacity in relation to the desired output
- Suction and pressure conditions

Considering these parameters, an optimal pump size is selected when the intersection of the intended installation “pressure vs. flow rate” is near the middle section of the curves.

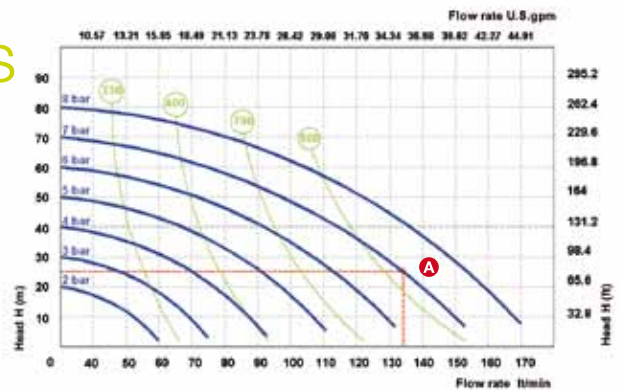
Using Performance Curves

To determine compressed air requirements and proper size for a **FLUIMAC** AODD pump, two elements of information are required:

- 1 Required Flow Rate
- 2 Total Delivery Head

As an example, consider a P160 pump performance curve, pumping about 135 l/min at 25mt.

Point A on the performance curve is where the desired Flow Rate and Total Delivery Head points intersect. This point determines compressed air requirements for the particular pump.

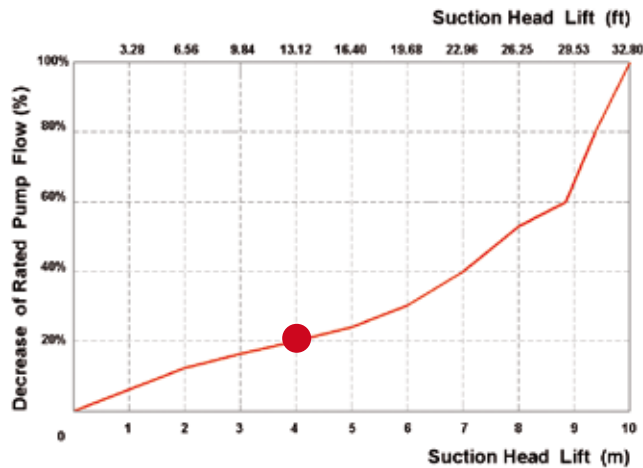


At performance point A, the pump will require approximately 7 Bar air inlet pressure.

To arrive at this figure, follow the solid blue curve to the left to read the air pressure rating in BAR.

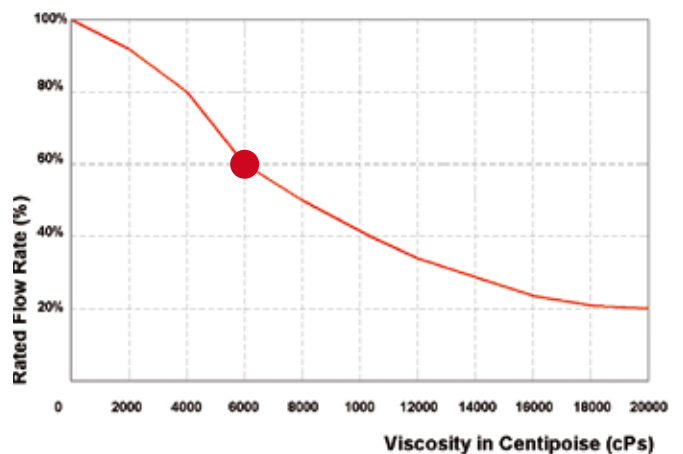
By looking at the nearest green curve, it is determined the pump will require approximately 900 nl/min (Normal Liter per minute) of air consumption.

Specified Suction Lift



With a suction lift of 4 mt, pump rate decreases by approximately 20%. Valid for pumps 3/4" and larger; data varies with pump configuration.

Viscous Liquids Performance Data



During the conveyance of a fluid with a viscosity of 6000cPs, the pump rate decreases to 60% of its rated value (100% = water). Valid for 3/4" pumps & larger.

Technical data are approximate and not binding for the manufacturer who reserves the right to change them without notice at any time.

PHOENIX

Air operated double diaphragms pumps
Realized in:
PP, PVDF, ALUMINIUM, SS AISI 316, POMc
Flow-rate from 8lts/min to 1.000 lts/min
Connection from ¼" to 3".
ATEX certification for zone 2
EX II 3/3 GD c IIB T135°C



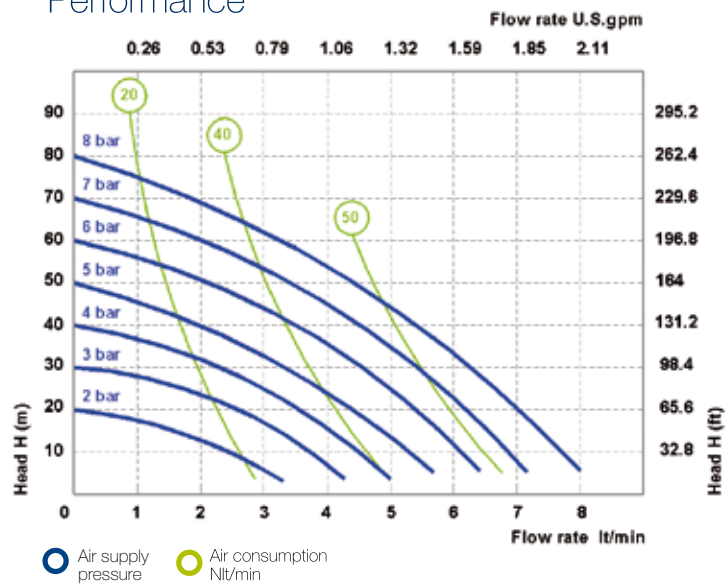
Phoenix P7



Technical data

Fluid connections:	1/4" BSP
Air connection:	4 mm
Max flow-rate:	8 lt/min
Max air pressure:	8 Bar
Max delivery head:	80 mt
Max Suction Lift Dry:	3 mt
Max Suction Lift Wet:	9,8 mt
Max Solid passing:	2,5 mm
Noise level:	62 dB
Displacement for cycle:	8 cc
Max Viscosity:	6.000 cps

Performance

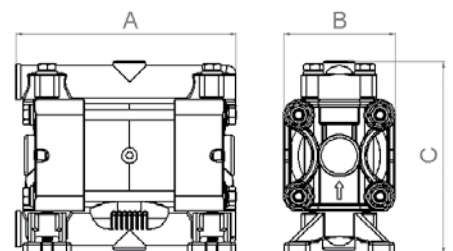


The curves and performance values refer to pumps with submerged suction and a free delivery outlet with water at 20°C, and vary according to the construction material.

EX II 3/3 GD c IIB T 135°C

Dimensions

	PP	PVDF	POMc
A (mm)	129	129	129
B (mm)	68	68	68
C (mm)	112	112	112
Weight kg	0,9	0,7	0,9
MAX Temperature	65°C	95°C	95°C



Composition

MODEL	CASING	DIAPHRAGM	BALLS	SEATS	GASKET	CONNECTIONS	ATEX	PORTS
P0007	P = PP KC = PVDF+CF O = POMc	NT = NBR+PTFE	T = PTFE S = SS	P = PP K = PVDF O = POMc	D = EPDM V = VITON N = NBR T = PTFE	1 = BSP 5 = NPT	- = zone 2	AB = STANDARD

PP



PVDF+CF



POMc



AISI 316

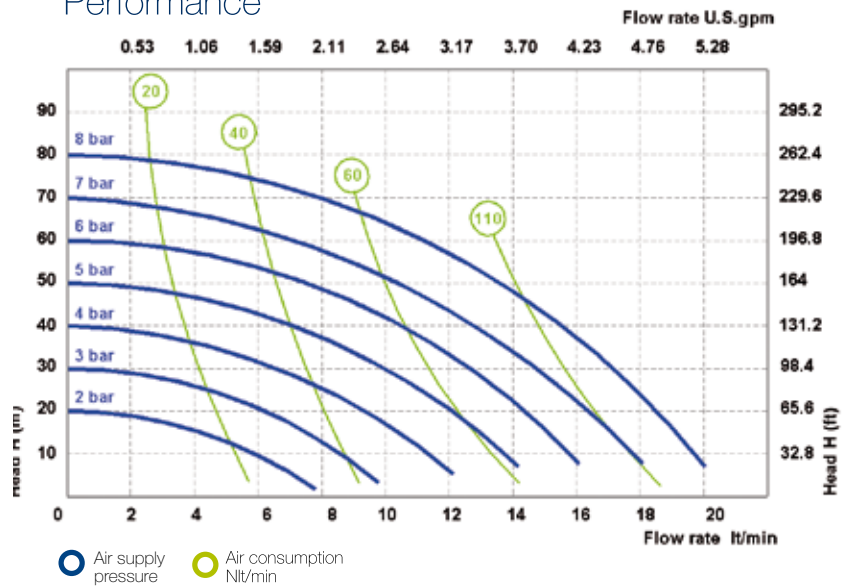


Technical data

Fluid connections:	3/8" BSP
Air connection:	6 mm
Max flow-rate:	20 lt/min
Max air pressure:	8 Bar
Max delivery head:	80 mt
Max Suction Lift Dry:	6 mt
Max Suction Lift Wet:	9,8 mt
Max Solid passing:	3 mm
Noise level:	65 dB
Displacement for cycle:	30 cc
Max viscosity:	12.000 cps

 EX II 3/3 GD c IIB T 135°C

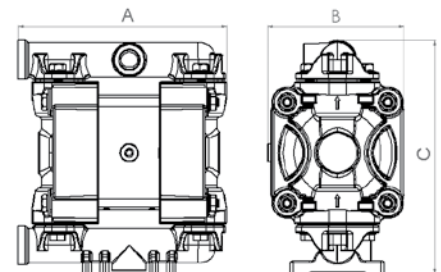
Performance



The curves and performance values refer to pumps with submerged suction and a free delivery outlet with water at 20°C, and vary according to the construction material.

Dimensions

	PP	PVDF	POMc	AISI 316
A (mm)	146	146	146	148
B (mm)	96	96	96	92
C (mm)	164	164	164	153
Weight kg	1,1	1,4	1,1	2,1
MAX Temperature	65°C	95°C	95°C	95°C



Composition

MODEL	CASING	DIAPHRAGM	BALLS	SEATS	GASKET	CONNECTIONS	ATEX	PORTS
P0018	P = PP KC = PVDF+CF O = POMc S = SS	NT = NBR+PTFE	T = PTFE S = SS	P = PP K = PVDF O = POMc S = SS	D = EPDM V = VITON N = NBR T = PTFE	1 = BSP 5 = NPT	- = zone 2	AB = STANDARD

PP



PVDF+CF



POMc



AISI 316

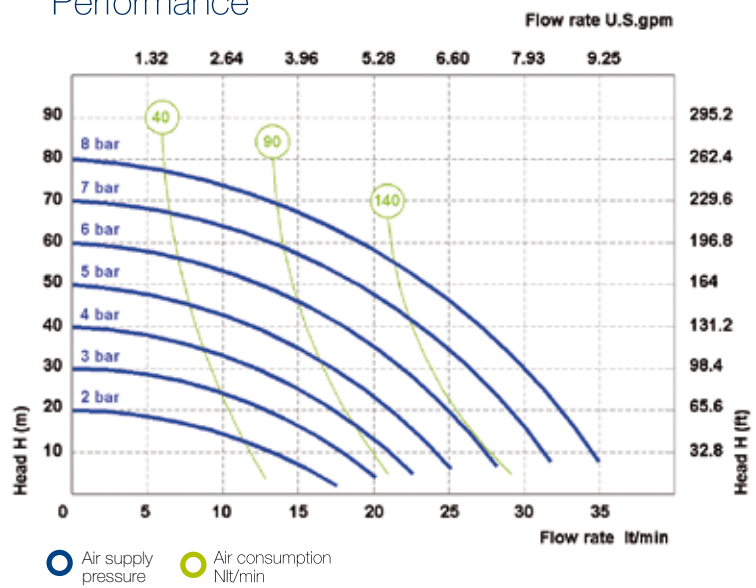


Technical data

Fluid connections:	1/2" BSP
Air connection:	6 mm
Max flow-rate:	35 lt/min
Max air pressure:	8 Bar
Max delivery head:	80 mt
Max Suction Lift Dry:	5 mt
Max Suction Lift Wet:	9,8 mt
Max Solid passing:	3,5 mm
Noise level:	65 dB
Displacement for cycle:	50 cc
Max Viscosity:	15.000 cps

 EX II 3/3 GD c IIB T 135°C

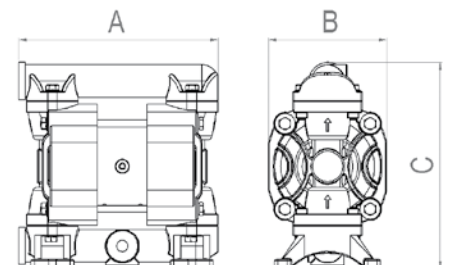
Performance



The curves and performance values refer to pumps with submerged suction and a free delivery outlet with water at 20°C, and vary according to the construction material.

Dimensions

	PP	PVDF	POMc	AISI
A (mm)	177	177	177	182
B (mm)	105	105	105	104
C (mm)	183	183	183	190
Weight kg	1,4	1,7	1,4	2,4
MAX Temperature	65°C	95°C	95°C	95°C



Composition

MODEL	CASING	DIAPHRAGM	BALLS	SEATS	GASKET	CONNECTIONS	ATEX	PORTS
P0030	P = PP	HT = HYTREL+PTFE	T = PTFE	P = PP	D = EPDM	1 = BSP	- = zone 2	AB = STANDARD
	KC = PVDF+CF	MT = SANTOPRENE+PTFE	S = SS	KC = PVDF+CF	V = VITON	2 = FLANGED		
	O = POMc	H = HYTREL	D = EPDM	O = POMc	N = NBR	5 = NPT		
	S = SS	M = SANTOPRENE	N = NBR	S = SS	T = PTFE			
			Z = PE-UHMWE					

PP



PVDF+CF



ALU



AISI 316

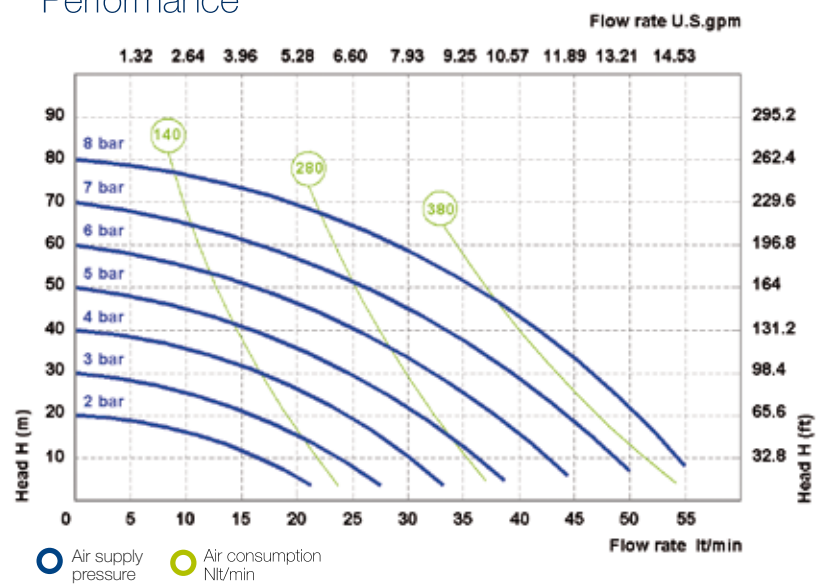


Technical data

Fluid connections:	1/2" BSP
Air connection:	1/4" BSP
Max flow-rate:	55 lt/min
Max air pressure:	8 Bar
Max delivery head:	80 mt
Max Suction Lift Dry:	6 mt
Max Suction Lift Wet:	9,8 mt
Max Solid passing:	3,5 mm
Noise level:	68 dB
Displacement for cycle:	85 cc
Max Viscosity:	20.000 cps

 EX II 3/3 GD c IIB T 135°C

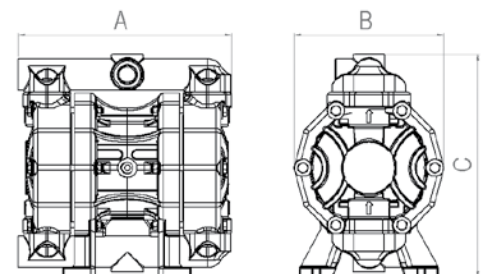
Performance



The curves and performance values refer to pumps with submerged suction and a free delivery outlet with water at 20°C, and vary according to the construction material.

Dimensions

	PP	PVDF	ALU	AISI
A (mm)	222	222	225	225
B (mm)	156	156	156	156
C (mm)	233	233	230	230
Weight kg	4	4,5	5	6
MAX Temperature	65°C	95°C	95°C	95°C



Composition

MODEL	CASING	DIAPHRAGM	BALLS	SEATS	GASKET	CONNECTIONS	ATEX	PORTS
P0050	P = PP	HT = HYTREL+PTFE	T = PTFE	P = PP	D = EPDM	1 = BSP	- = zone 2	AB = STANDARD
	KC = PVDF+CF	MT = SANTOPRENE+PTFE	S = SS	KC = PVDF+CF	V = VITON	2 = FLANGED		
	A = ALU	H = HYTREL	D = EPDM	A = ALU	N = NBR	5 = NPT		
	S = SS	M = SANTOPRENE	N = NBR	S = SS	T = PTFE			
				Z = PE-UHMWE				

Phoenix P65

PP



PVDF+CF



ALU



AISI 316

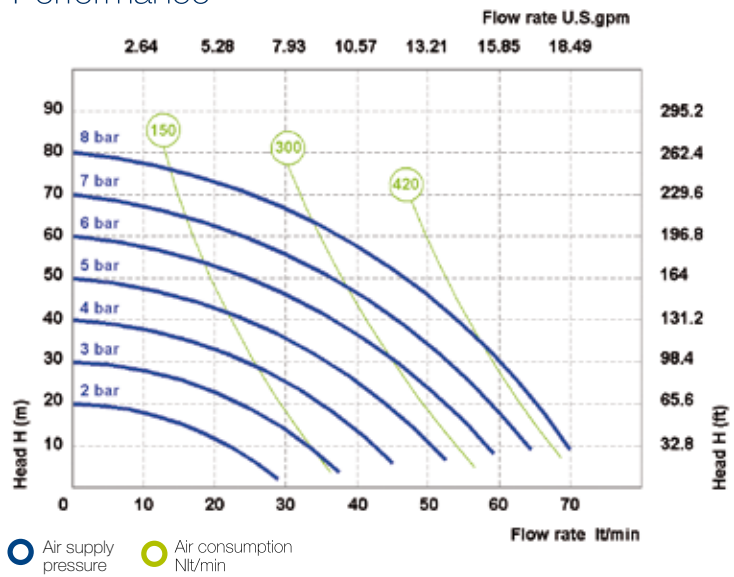


Technical data

Fluid connections:	1/2" BSP
Air connection:	3/8" BSP
Max flow-rate:	70 lt/min
Max air pressure:	8 Bar
Max delivery head:	80 mt
Max Suction Lift Dry:	6 mt
Max Suction Lift Wet:	9,8 mt
Max Solid passing:	3,5 mm
Noise level:	72 dB
Displacement for cycle:	100 cc
Max Viscosity:	25.000 cps

 EX II 3/3 GD c IIB T 135°C

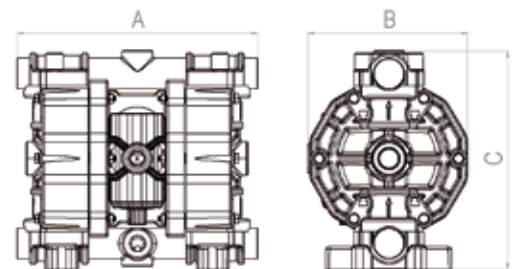
Performance



The curves and performance values refer to pumps with submerged suction and a free delivery outlet with water at 20°C, and vary according to the construction material.

Dimensions

	PP	PVDF	ALU	AISI
A (mm)	265	265	265	250
B (mm)	175	175	175	175
C (mm)	245	245	245	250
Weight kg	6,5	7	7	9
MAX Temperature	65°C	95°C	95°C	95°C



Composition

MODEL	CASING	DIAPHRAGM	BALLS	SEATS	GASKET	CONNECTIONS	ATEX	PORTS
P0065	P = PP KC = PVDF+CF A = ALU S = SS	HT = HYTREL+PTFE MT = SANTOPRENE+PTFE H = HYTREL M = SANTOPRENE D = EPDM N = NBR	T = PTFE S = SS D = EPDM N = NBR	P = PP KC = PVDF+CF A = ALU S = SS Z = PE-UHMWE	D = EPDM V = VITON N = NBR T = PTFE	1 = BSP 2 = FLANGED 5 = NPT	- = zone 2	AB = STANDARD

Phoenix P100

PP



PVDF+CF



ALU



AISI 316

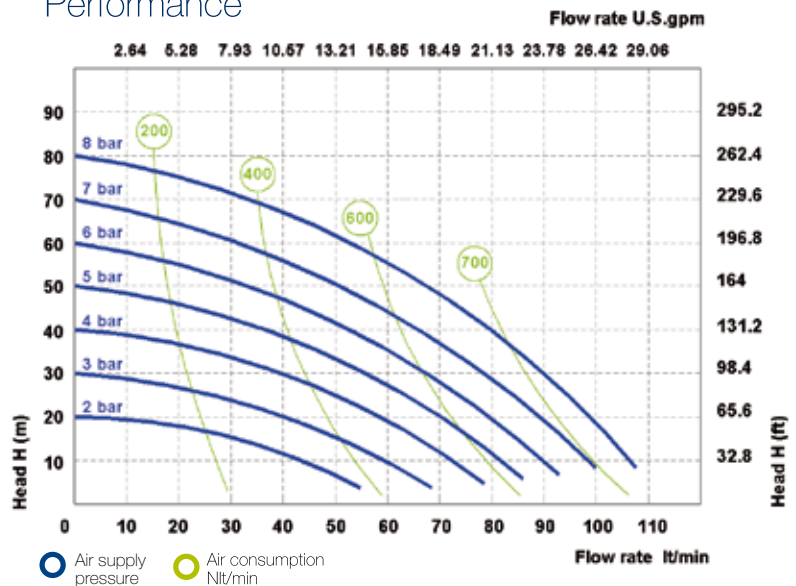


Technical data

Fluid connections:	3/4" BSP
Air connection:	3/8" BSP
Max flow-rate:	110 lt/min
Max air pressure:	8 Bar
Max delivery head:	80 mt
Max Suction Lift Dry:	6 mt
Max Suction Lift Wet:	9,8 mt
Max Solid passing:	3,5 mm
Noise level:	72 dB
Displacement for cycle:	100 cc
Max Viscosity:	25.000 cps

 EX II 3/3 GD c IIB T 135°C

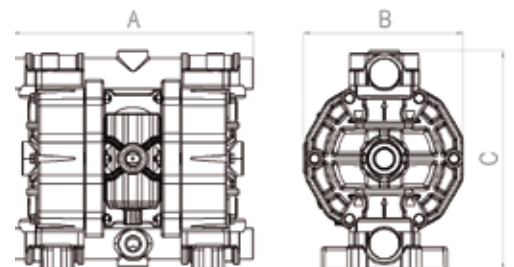
Performance



The curves and performance values refer to pumps with submerged suction and a free delivery outlet with water at 20°C, and vary according to the construction material.

Dimensions

	PP	PVDF	ALU	AISI
A (mm)	265	265	265	250
B (mm)	175	175	175	175
C (mm)	245	245	245	250
Weight kg	6,5	7	7	9
MAX Temperature	65°C	95°C	95°C	95°C



Composition

MODEL	CASING	DIAPHRAGM	BALLS	SEATS	GASKET	CONNECTIONS	ATEX	PORTS
P0100	P = PP KC = PVDF+CF A = ALU S = SS	HT = HYTREL+PTFE MT = SANTOPRENE+PTFE H = HYTREL M = SANTOPRENE D = EPDM N = NBR	T = PTFE S = SS D = EPDM N = NBR	P = PP KC = PVDF+CF A = ALU S = SS Z = PE-UHMWE	D = EPDM V = VITON N = NBR T = PTFE	1 = BSP 2 = FLANGED 5 = NPT	- = zone 2	AB = STANDARD

Phoenix P160

PP



PVDF+CF



ALU



AISI 316

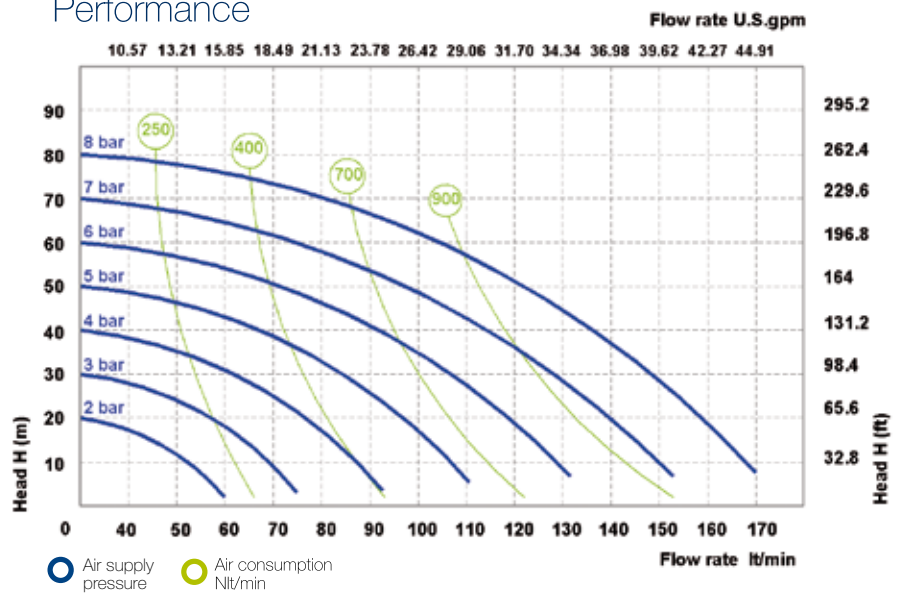


Technical data

Fluid connections:	1" BSP
Air connection:	1/2" BSP
Max flow-rate:	170 lt/min
Max air pressure:	8 Bar
Max delivery head:	80 mt
Max Suction Lift Dry:	6 mt
Max Suction Lift Wet:	9,8 mt
Max Solid passing:	7,5 mm
Noise level:	75 dB
Displacement for cycle:	330 cc
Max Viscosity:	35.000 cps

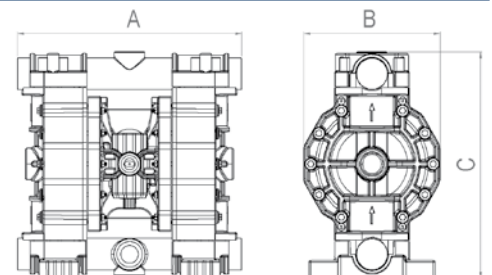
 EX II 3/3 GD c IIB T 135°C

Performance



Dimensions

	PP	PVDF	ALU	AISI
A (mm)	370	370	370	360
B (mm)	222	222	222	222
C (mm)	370	370	364	346
Weight kg	15	16	16	20
MAX Temperature	65°C	95°C	95°C	95°C



Composition

MODEL	CASING	DIAPHRAGM	BALLS	SEATS	GASKET	CONNECTIONS	ATEX	PORTS
P0160	P = PP KC = PVDF+CF A = ALU S = SS	HT = HYTREL+PTFE MT = SANTOPRENE+PTFE H = HYTREL M = SANTOPRENE D = EPDM N = NBR	T = PTFE S = SS D = EPDM N = NBR	P = PP KC = PVDF+CF A = ALU S = SS Z = PE-UHMWE	D = EPDM V = VITON N = NBR T = PTFE	1 = BSP 2 = FLANGED 5 = NPT	- = zone 2	AB = STANDARD

Phoenix P250

PP



PVDF+CF



ALU



AISI 316

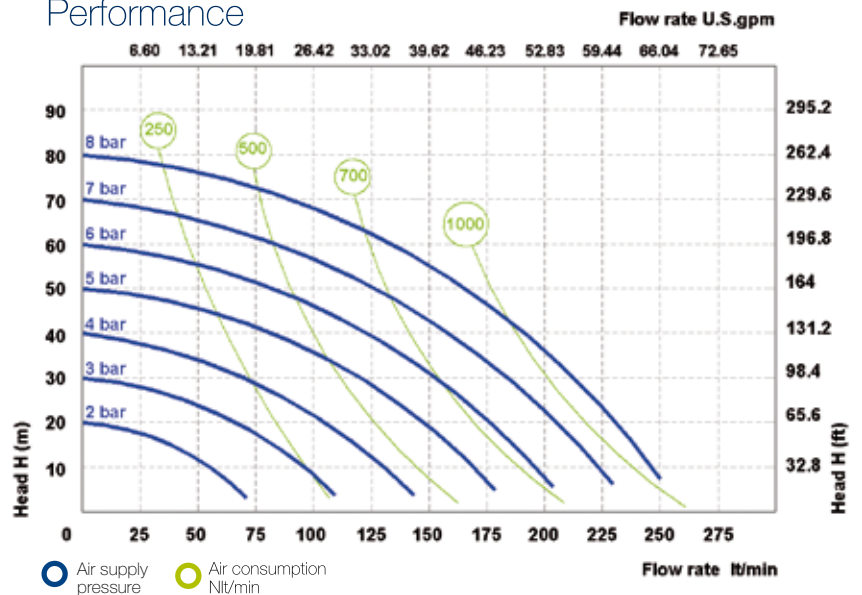


Technical data

Fluid connections:	1" 1/4 BSP
Air connection:	1/2" BSP
Max flow-rate:	250 lt/min
Max air pressure:	8 Bar
Max delivery head:	80 mt
Max Suction Lift Dry:	6 mt
Max Suction Lift Wet:	9,8 mt
Max Solid passing:	7,5 mm
Noise level:	75 dB
Displacement for cycle:	330 cc
Max Viscosity:	35.000 cps

 EX II 3/3 GD c IIB T 135°C

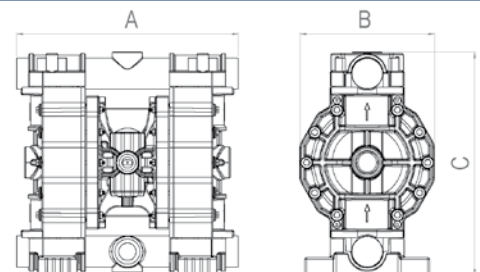
Performance



The curves and performance values refer to pumps with submerged suction and a free delivery outlet with water at 20°C, and vary according to the construction material.

Dimensions

	PP	PVDF	ALU	AISI
A (mm)	370	370	370	360
B (mm)	222	222	222	222
C (mm)	370	370	364	346
Weight kg	15	16	16	20
MAX Temperature	65°C	95°C	95°C	95°C



Composition

MODEL	CASING	DIAPHRAGM	BALLS	SEATS	GASKET	CONNECTIONS	ATEX	PORTS
P0250	P = PP KC = PVDF+CF A = ALU S = SS	HT = HYTREL+PTFE MT = SANTOPRENE+PTFE H = HYTREL M = SANTOPRENE D = EPDM N = NBR	T = PTFE S = SS D = EPDM N = NBR	P = PP KC = PVDF+CF A = ALU S = SS Z = PE-UHMWE	D = EPDM V = VITON N = NBR T = PTFE	1 = BSP 2 = FLANGED 5 = NPT	- = zone 2	AB = STANDARD

Phoenix P5000

PP



PVDF+CF



ALU



AISI 316

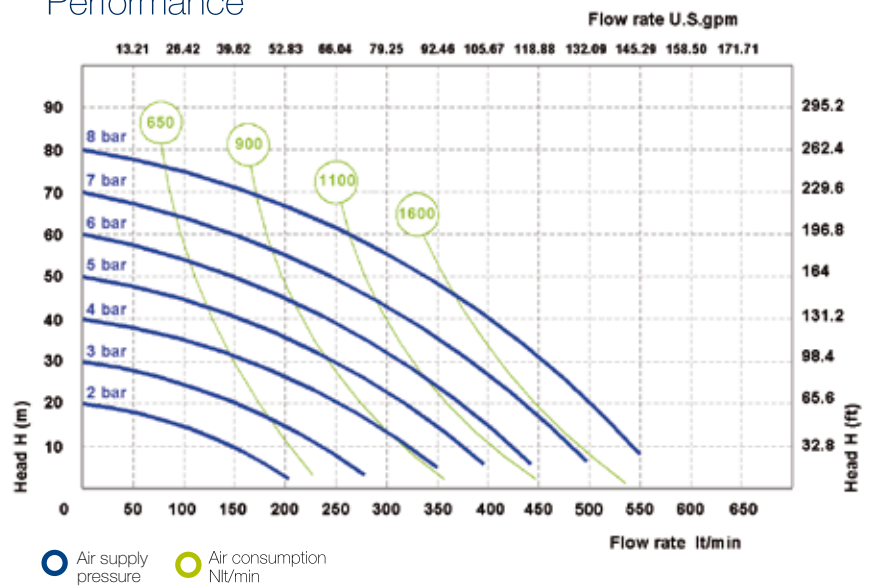


Technical data

Fluid connections:	1" 1/2 BSP
Air connection:	3/4" BSP
Max flow-rate:	550 lt/min
Max air pressure:	8 Bar
Max delivery head:	80 mt
Max Suction Lift Dry:	5 mt
Max Suction Lift Wet:	9,8 mt
Max Solid passing:	8,5 mm
Noise level:	78 dB
Displacement for cycle:	1250 cc
Max Viscosity:	50.000 cps

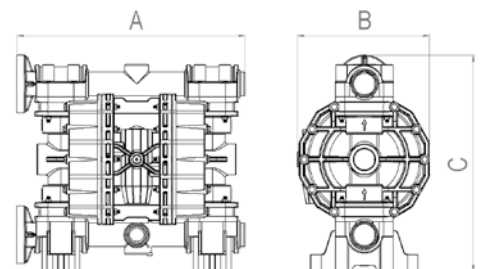
 **EX II 3/3 GD c IIB T 135°C**

Performance



Dimensions

	PP	PVDF	ALU	AISI
A (mm)	595	595	595	582
B (mm)	345	345	345	345
C (mm)	565	565	560	570
Weight kg	31	36	36	60
MAX Temperature	65°C	95°C	95°C	95°C



Composition

MODEL	CASING	DIAPHRAGM	BALLS	SEATS	GASKET	CONNECTIONS	ATEX	PORTS
P0500	P = PP KC = PVDF+CF A = ALU S = SS	HT = HYTREL+PTFE MT = SANTOPRENE+PTFE H = HYTREL M = SANTOPRENE D = EPDM N = NBR	T = PTFE S = SS D = EPDM N = NBR	P = PP KC = PVDF+CF A = ALU S = SS Z = PE-UHMWE	D = EPDM V = VITON N = NBR T = PTFE	1 = BSP 2 = FLANGED 5 = NPT	- = zone 2	AB = STANDARD

Phoenix P7000

PP



PVDF+CF



ALU



AISI 316

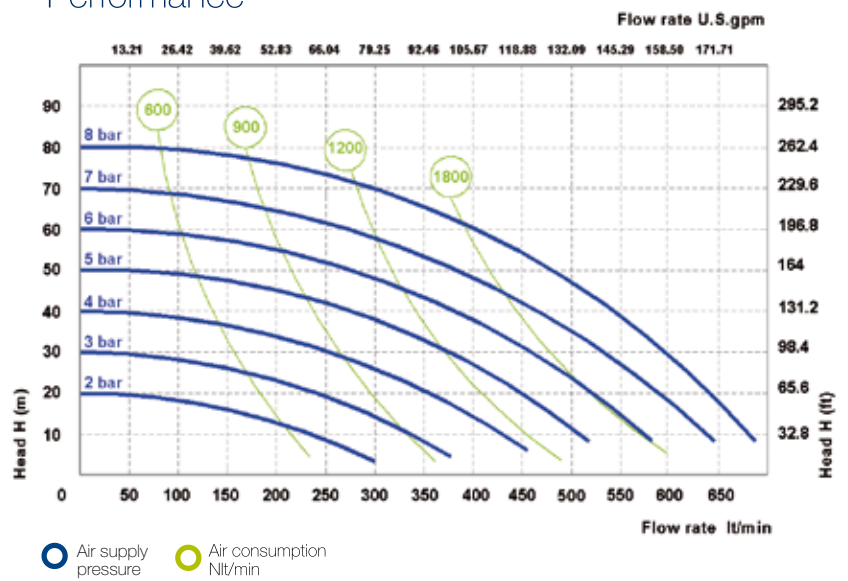


Technical data

Fluid connections:	2" BSP
Air connection:	3/4" BSP
Max flow-rate:	700 lt/min
Max air pressure:	8 Bar
Max delivery head:	80 mt
Max Suction Lift Dry:	5 mt
Max Suction Lift Wet:	9,8 mt
Max Solid passing:	8,5 mm
Noise level:	78 dB
Displacement for cycle:	1250 cc
Max Viscosity:	50.000 cps

 EX II 3/3 GD c IIB T 135°C

Performance

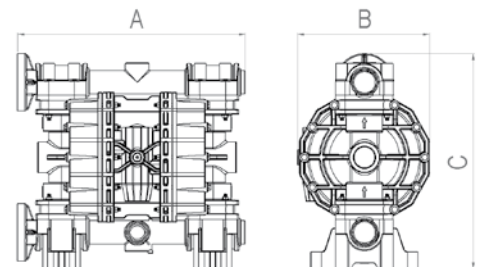


● Air supply pressure ● Air consumption Nlt/min

The curves and performance values refer to pumps with submerged suction and a free delivery outlet with water at 20°C, and vary according to the construction material.

Dimensions

	PP	PVDF	ALU	AISI
A (mm)	595	595	595	582
B (mm)	345	345	345	345
C (mm)	565	565	560	570
Weight kg	31	36	36	60
MAX Temperature	65°C	95°C	95°C	95°C



Composition

MODEL	CASING	DIAPHRAGM	BALLS	SEATS	GASKET	CONNECTIONS	ATEX	PORTS
P0700	P = PP KC = PVDF+CF A = ALU S = SS	HT = HYTREL+PTFE MT = SANTOPRENE+PTFE H = HYTREL M = SANTOPRENE D = EPDM N = NBR	T = PTFE S = SS D = EPDM N = NBR	P = PP KC = PVDF+CF A = ALU S = SS Z = PE-UHMWE	D = EPDM V = VITON N = NBR T = PTFE	1 = BSP 2 = FLANGED 5 = NPT	- = zone 2	AB = STANDARD

Phoenix P1000



PVDF



ALU



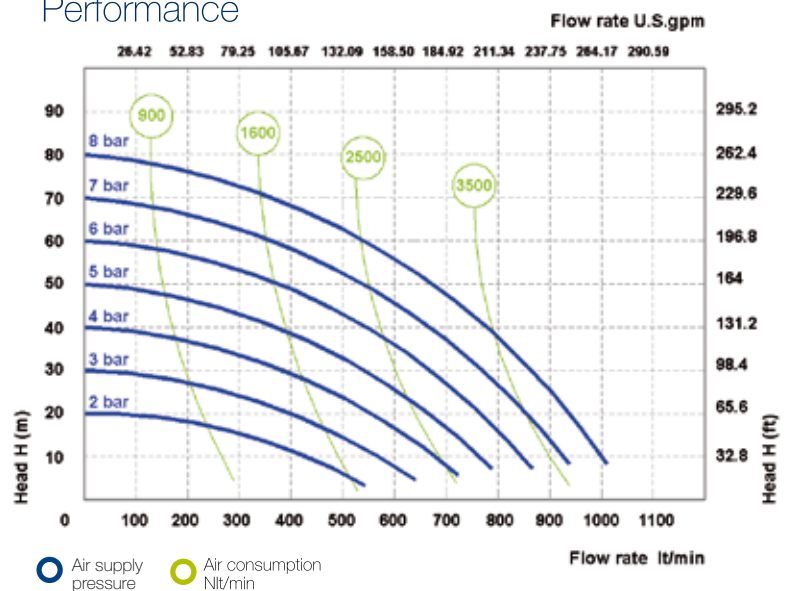
AISI 316



Technical data

Fluid connections:	3" BSP
Air connection:	3/4" BSP
Max flow-rate:	1050 lt/min
Max air pressure:	8 Bar
Max delivery head:	80 mt
Max Suction Lift Dry:	5 mt
Max Suction Lift Wet:	9,8 mt
Max Solid passing:	10 mm
Noise level:	78 dB
Displacement for cycle:	2825 cc
Max Viscosity:	55.000 cps

Performance

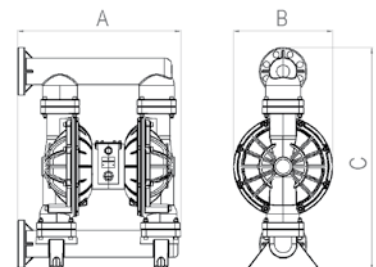


The curves and performance values refer to pumps with submerged suction and a free delivery outlet with water at 20°C, and vary according to the construction material.

EX II 3/3 GD c IIB T 135°C

Dimensions

	PP	PVDF	ALU	AISI
A (mm)	685	685	570	570
B (mm)	417	417	420	420
C (mm)	933	933	838	838
Weight kg	50	55	55	120
MAX Temperature	65°C	95°C	95°C	95°C



Composition

MODEL	CASING	DIAPHRAGM	BALLS	SEATS	GASKET	CONNECTIONS	ATEX	PORTS
P1000	P = PP K = PVDF A = ALU S = SS	MT = SANTOPRENE+PTFE H = HYTREL M = SANTOPRENE	T = PTFE S = SS D = EPDM N = NBR	P = PP K = PVDF A = ALU S = SS	D = EPDM V = VITON N = NBR T = PTFE	1 = BSP 2 = FLANGED	- = zone 2	AB = STANDARD

PHOENIX ATEX



Air operated double diaphragms pumps,
ATEX certified for zone 1. Realized in:
PP+CF, PVDF+CF, ALUMINIUM,
SS AISI 316, POMc+CF
Flow-rate from 8lts/min to 1.000 lts/min
Connection from ¼" to 3".
ATEX certification for zone 1
EX II 2/2 GD c IIB T135°C



PHOENIX, PHOENIX FOOD and DAMPER

Zone 2 certified, EX II 3/3 GD c IIB T135°C standard version, assembled with central part in PP, fluid body in PP, PVDF, ALUMINIUM and SS AISI 316

PHOENIX ATEX, PHOENIX FOOD ATEX DAMPER ATEX

Zone 1 certified, EX II 2/2 GD c IIB T135°C ATEX version, assemble with central part in PP+CF (conductive), fluid body in PP+CF (conductive), PVDF+CF(conductive), ALUMINIUM and SS AISI 316

ATEX SAFETY SYMBOLS

II 2/2 GD: Surface equipment for use in zones in which gases, vapours or mists and clouds of combustible dust in air occur occasionally in normal operation (EN 1127-1 subclause 6.3) in both the external and internal zone.

II 3/3 GD: Surface equipment for use in zones in which gases, vapours or mists and clouds of combustible dust in air are not likely to occur in normal operation or may occur rarely for a short period in both the external and internal zone.

c: Equipment protected by constructional safety (EN 13463-5).

IIB: Exclusion of the following products: Hydrogen, acetylene, carbon disulphide.

T 135°: Allowed temperature class. The user shall process fluids in accordance with the corresponding temperature classification, bearing in mind the manual instructions and the provisions of current legislation.

The user shall also consider the ignition temperatures of gases, vapours or mists and clouds of combustible dust in air in the area of use.

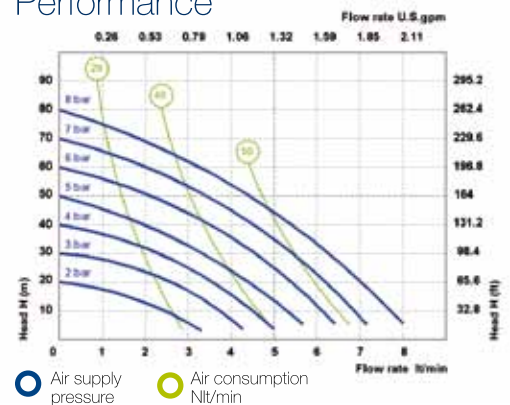


EX II 2/2 GD c IIB T 135°C

Technical data

Fluid connections:	1/4" BSP
Air connection:	4 mm
Max flow-rate:	8 lt/min
Max air pressure:	8 Bar
Max viscosity:	6.000 cps

Performance



The curves and performance values refer to pumps with submerged suction and a free delivery outlet with water at 20°C, and vary according to the construction material.

Composition

MODEL	CASING	DIAPHRAGM	BALLS	SEATS	GASKET	CONNECTIONS	ATEX	PORTS
P0007	PC = PP+CF KC = PVDF+CF OC = POMc+CF	NT = NBR+PTFE	T = PTFE S = SS	P = PP K = PVDF O = POMc	D = EPDM V = VITON N = NBR T = PTFE	1 = BSP 5 = NPT	X = zone 1	AB = STANDARD



PP+CF



PVDF+CF



POMc+CF



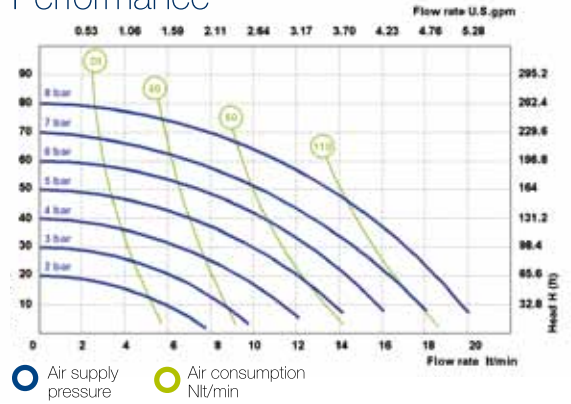
AISI 316

EX II 2/2 GD c IIB T 135°C

Technical data

Fluid connections: 3/8" BSP
Air connection: 6 mm
Max flow-rate: 20 lt/min
Max air pressure: 8 Bar
Max viscosity: 12.000 cps

Performance



The curves and performance values refer to pumps with submerged suction and a free delivery outlet with water at 20°C, and vary according to the construction material.

Composition

MODEL	CASING	DIAPHRAGM	BALLS	SEATS	GASKET	CONNECTIONS	ATEX	PORTS
P0018	PC = PP+CF KC = PVDF+CF OC = POMc+CF S = SS	NT = NBR+PTFE	T = PTFE S = SS	P = PP K = PVDF O = POMc	D = EPDM V = VITON N = NBR T = PTFE	1 = BSP 5 = NPT	X = zone 1	AB = STANDARD



PP+CF



PVDF+CF



POMc+CF



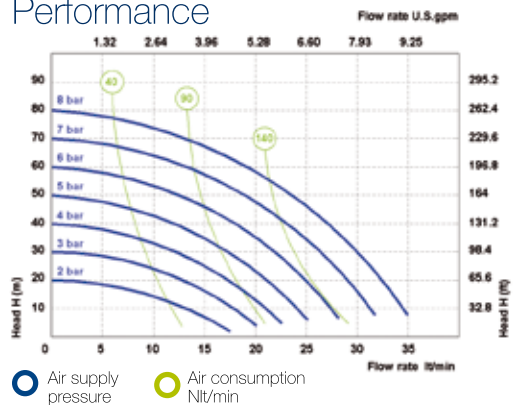
AISI 316

EX II 2/2 GD c IIB T 135°C

Technical data

Fluid connections: 1/2" BSP
Air connection: 6 mm
Max flow-rate: 35 lt/min
Max air pressure: 8 Bar
Max viscosity: 15.000 cps

Performance



The curves and performance values refer to pumps with submerged suction and a free delivery outlet with water at 20°C, and vary according to the construction material.

Composition

MODEL	CASING	DIAPHRAGM	BALLS	SEATS	GASKET	CONNECTIONS	ATEX	PORTS
P0030	PC = PP+CF KC = PVDF+CF OC = POMc+CF S = SS	HT = HYTREL+PTFE MT = SANTOPRENE+PTFE H = HYTREL M = SANTOPRENE	T = PTFE S = SS D = EPDM N = NBR	P = PP KC = PVDF+CF O = POMc S = SS Z = PE-UHMWE	D = EPDM V = VITON N = NBR T = PTFE	1 = BSP 2 = FLANGED 5 = NPT	X = zone 1	AB = STANDARD



PP+CF



PVDF+CF



ALU



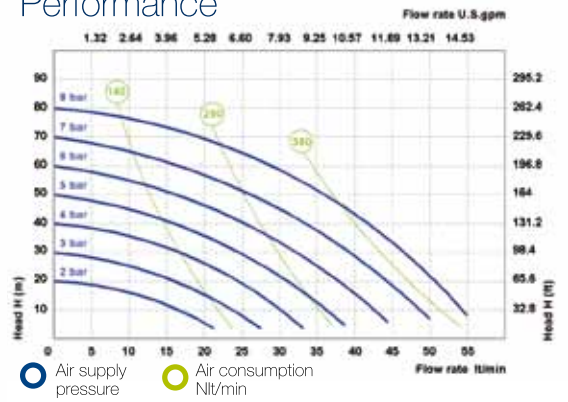
AISI 316

EX II 2/2 GD c IIB T 135°C

Technical data

Fluid connections: 1/2" BSP
Air connection: 1/4" BSP
Max flow-rate: 35 lt/min
Max air pressure: 8 Bar
Max viscosity: 20.000 cps

Performance



The curves and performance values refer to pumps with submerged suction and a free delivery outlet with water at 20°C, and vary according to the construction material.

Composition

MODEL	CASING	DIAPHRAGM	BALLS	SEATS	GASKET	CONNECTIONS	ATEX	PORTS
P0050	PC = PP+CF KC = PVDF+CF OC = POMc+CF S = SS	HT = HYTREL+PTFE MT = SANTOPRENE+PTFE H = HYTREL M = SANTOPRENE	T = PTFE S = SS D = EPDM N = NBR	P = PP KC = PVDF+CF O = POMc S = SS Z = PE-UHMWE	D = EPDM V = VITON N = NBR T = PTFE	1 = BSP 2 = FLANGED 5 = NPT	X = zone 1	AB = STANDARD



PP+CF



PVDF+CF



ALU



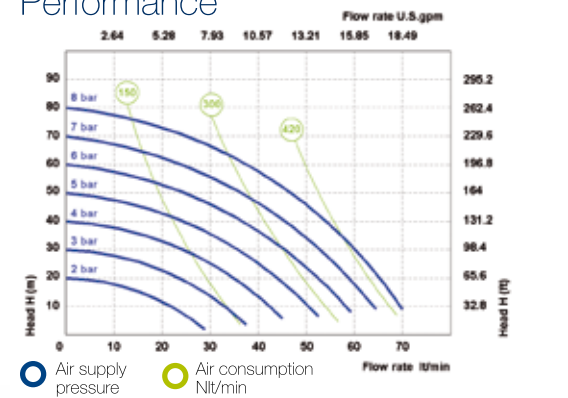
AISI 316

EX II 2/2 GD c IIB T 135°C

Technical data

Fluid connections: 1/2" BSP
Air connection: 3/8" BSP
Max flow-rate: 70 lt/min
Max air pressure: 8 Bar
Max viscosity: 25.000 cps

Performance



The curves and performance values refer to pumps with submerged suction and a free delivery outlet with water at 20°C, and vary according to the construction material.

Composition

MODEL	CASING	DIAPHRAGM	BALLS	SEATS	GASKET	CONNECTIONS	ATEX	PORTS
P0065	PC = PP+CF KC = PVDF+CF A = ALU S = SS	HT = HYTREL+PTFE MT = SANTOPRENE+PTFE H = HYTREL M = SANTOPRENE D = EPDM N = NBR	T = PTFE S = SS D = EPDM N = NBR	P = PP KC = PVDF+CF A = ALU S = SS Z = PE-UHMWE	D = EPDM V = VITON N = NBR T = PTFE	1 = BSP 2 = FLANGED 5 = NPT	X = zone 1	AB = STANDARD



PP+CF



PVDF+CF



ALU



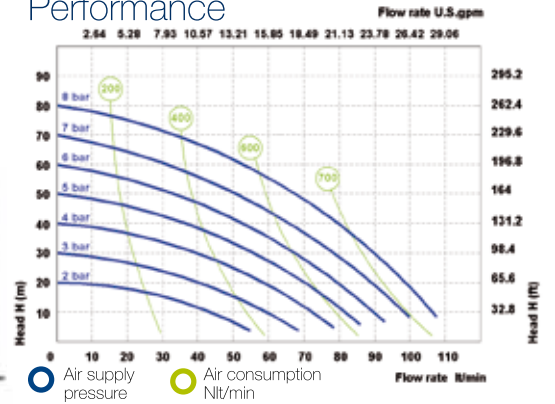
AISI 316

EX II 2/2 GD c IIB T 135°C

Technical data

Fluid connections: 3/4" BSP
Air connection: 3/8" BSP
Max flow-rate: 110 lt/min
Max air pressure: 8 Bar
Max viscosity: 25.000 cps

Performance



The curves and performance values refer to pumps with submerged suction and a free delivery outlet with water at 20°C, and vary according to the construction material.

Composition

P0100	PC = PP+CF KC = PVDF+CF A = ALU S = SS	HT = HYTREL+PTFE MT = SANTOPRENE+PTFE H = HYTREL M = SANTOPRENE D = EPDM N = NBR	T = PTFE S = SS D = EPDM N = NBR	P = PP KC = PVDF+CF A = ALU S = SS Z = PE-UHMWE	D = EPDM V = VITON N = NBR T = PTFE	1 = BSP 2 = FLANGED 5 = NPT	X = zone 1 AB = STANDARD
--------------	---	---	---	--	--	--	---



PP+CF



PVDF+CF



ALU



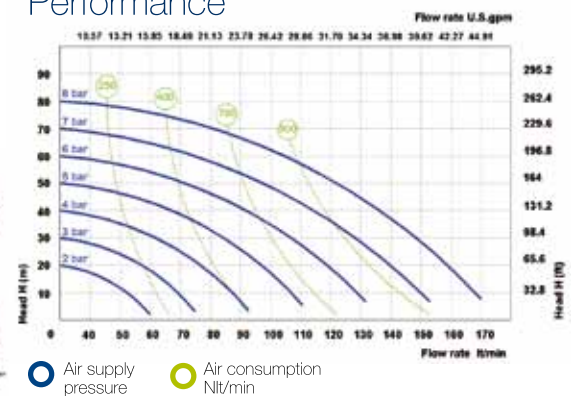
AISI 316

EX II 2/2 GD c IIB T 135°C

Technical data

Fluid connections: 1" BSP
Air connection: 1/2" BSP
Max flow-rate: 170 lt/min
Max air pressure: 8 Bar
Max viscosity: 35.000 cps

Performance



The curves and performance values refer to pumps with submerged suction and a free delivery outlet with water at 20°C, and vary according to the construction material.

Composition

MODEL	CASING	DIAPHRAGM	BALLS	SEATS	GASKET	CONNECTIONS	ATEX	PORTS
P0160	PC = PP+CF KC = PVDF+CF A = ALU S = SS	HT = HYTREL+PTFE MT = SANTOPRENE+PTFE H = HYTREL M = SANTOPRENE D = EPDM N = NBR	T = PTFE S = SS D = EPDM N = NBR	P = PP KC = PVDF+CF A = ALU S = SS Z = PE-UHMWE	D = EPDM V = VITON N = NBR T = PTFE	1 = BSP 2 = FLANGED 5 = NPT	X = zone 1	AB = STANDARD



PP+CF



PVDF+CF



ALU



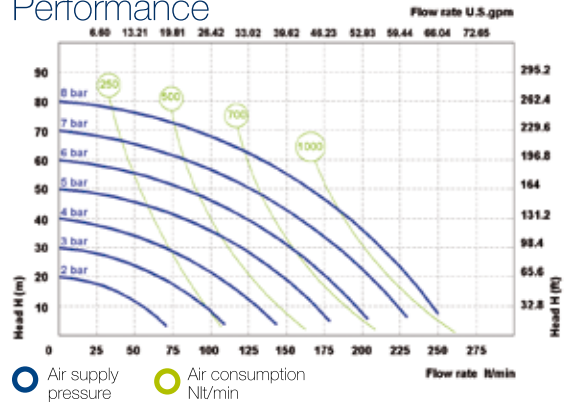
AISI 316

EX II 2/2 GD c IIB T 135°C

Technical data

Fluid connections: 1" 1/4 BSP
Air connection: 1/2" BSP
Max flow-rate: 250 lt/min
Max air pressure: 8 Bar
Max viscosity: 35.000 cps

Performance



The curves and performance values refer to pumps with submerged suction and a free delivery outlet with water at 20°C, and vary according to the construction material.

Composition

MODEL	CASING	DIAPHRAGM	BALLS	SEATS	GASKET	CONNECTIONS	ATEX	PORTS
P0250	<ul style="list-style-type: none"> PC = PP+CF KC = PVDF+CF A = ALU S = SS 	<ul style="list-style-type: none"> HT = HYTREL+PTFE MT = SANTOPRENE+PTFE H = HYTREL M = SANTOPRENE D = EPDM N = NBR 	<ul style="list-style-type: none"> T = PTFE S = SS D = EPDM N = NBR 	<ul style="list-style-type: none"> P = PP KC = PVDF+CF A = ALU S = SS Z = PE-UHMWE 	<ul style="list-style-type: none"> D = EPDM V = VITON N = NBR T = PTFE 	<ul style="list-style-type: none"> 1 = BSP 2 = FLANGED 5 = NPT 	<ul style="list-style-type: none"> X = zone 1 	<ul style="list-style-type: none"> AB = STANDARD



PP+CF



PVDF+CF



ALU



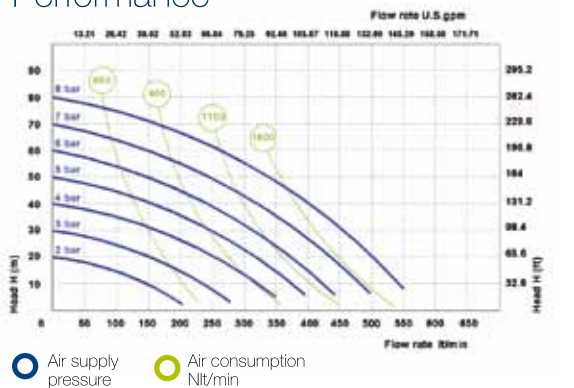
AISI 316

EX II 2/2 GD c IIB T 135°C

Technical data

Fluid connections: 1" 1/2 BSP
Air connection: 3/4" BSP
Max flow-rate: 550 lt/min
Max air pressure: 8 Bar
Max viscosity: 50.000 cps

Performance



The curves and performance values refer to pumps with submerged suction and a free delivery outlet with water at 20°C, and vary according to the construction material.

Composition

MODEL	CASING	DIAPHRAGM	BALLS	SEATS	GASKET	CONNECTIONS	ATEX	PORTS
P0500	<ul style="list-style-type: none"> PC = PP+CF KC = PVDF+CF A = ALU S = SS 	<ul style="list-style-type: none"> HT = HYTREL+PTFE MT = SANTOPRENE+PTFE H = HYTREL M = SANTOPRENE D = EPDM N = NBR 	<ul style="list-style-type: none"> T = PTFE S = SS D = EPDM N = NBR 	<ul style="list-style-type: none"> P = PP KC = PVDF+CF A = ALU S = SS Z = PE-UHMWE 	<ul style="list-style-type: none"> D = EPDM V = VITON N = NBR T = PTFE 	<ul style="list-style-type: none"> 1 = BSP 2 = FLANGED 5 = NPT 	<ul style="list-style-type: none"> X = zone 1 	<ul style="list-style-type: none"> AB = STANDARD



PP+CF



PVDF+CF

ALU

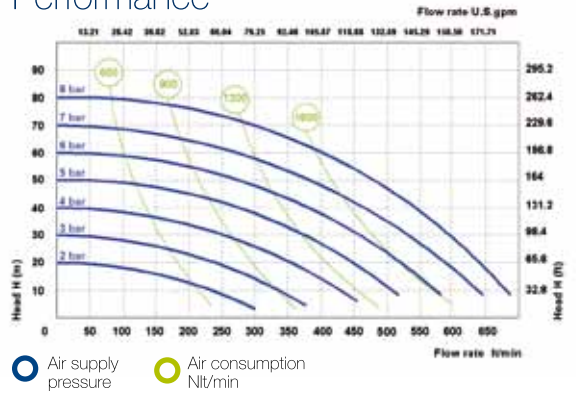
AISI 316

EX II 2/2 GD c IIB T 135°C

Technical data

Fluid connections: 2" BSP
Air connection: 3/4" BSP
Max flow-rate: 700 lt/min
Max air pressure: 8 Bar
Max viscosity: 50.000 cps

Performance



The curves and performance values refer to pumps with submerged suction and a free delivery outlet with water at 20°C, and vary according to the construction material.

Composition

MODEL	CASING	DIAPHRAGM	BALLS	SEATS	GASKET	CONNECTIONS	ATEX	PORTS
P0250	PC = PP+CF KC = PVDF+CF A = ALU S = SS	HT = HYTREL+PTFE MT = SANTOPRENE+PTFE H = HYTREL M = SANTOPRENE D = EPDM N = NBR	T = PTFE S = SS D = EPDM N = NBR	P = PP KC = PVDF+CF A = ALU S = SS Z = PE-UHMWE	D = EPDM V = VITON N = NBR T = PTFE	1 = BSP 2 = FLANGED 5 = NPT	X = zone 1	AB = STANDARD



ALU



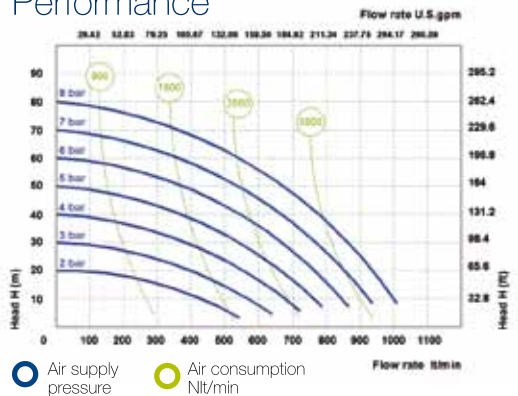
AISI 316

EX II 2/2 GD c IIB T 135°C

Technical data

Fluid connections: 3" BSP
Air connection: 3/4" BSP
Max flow-rate: 1050 lt/min
Max air pressure: 8 Bar
Max viscosity: 55.000 cps

Performance



The curves and performance values refer to pumps with submerged suction and a free delivery outlet with water at 20°C, and vary according to the construction material.

Composition

MODEL	CASING	DIAPHRAGM	BALLS	SEATS	GASKET	CONNECTIONS	ATEX	PORTS
P1000	A = ALU S = SS	MT = SANTOPRENE+PTFE H = HYTREL M = SANTOPRENE	T = PTFE S = SS D = EPDM N = NBR	A = ALU S = SS	D = EPDM V = VITON N = NBR T = PTFE	1 = BSP 2 = FLANGED	X = zone 1	AB = STANDARD



PHOENIX FOOD

FDA compliant

Air operated double diaphragms pumps

Realized in:

SS AISI 316 electro-polished

Flow-rate from 18lts/min to 1.000 lts/min

Tri-Clamp Connection.

ATEX certification

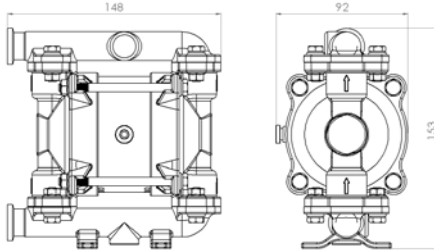
Atex zone 2 - EX II 3/3 GD c IIB T 135°C

Atex zone 1 - EX II 2/2 GD c IIB T 135°C





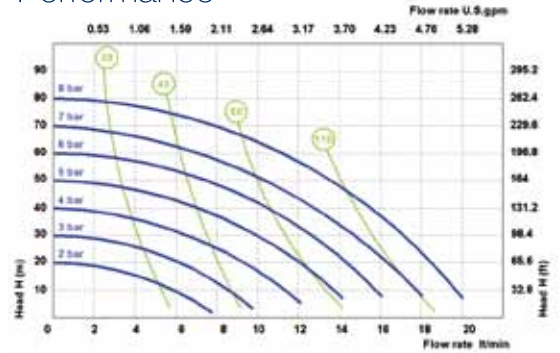
AISI 316 ELECTRO-POLISHED



Technical data

Fluid connections: Tri-Clamp 1/2"
Air connection: 6 mm
Max flow-rate: 20 lt/min
Max air pressure: 8 Bar
Max viscosity: 12.000 cps

Performance



● Air supply pressure ● Air consumption Nlt/min

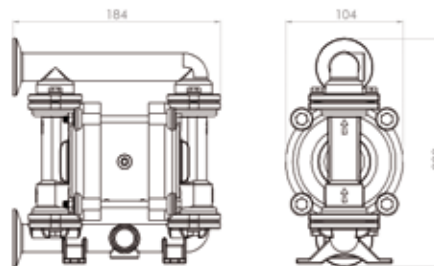
The curves and performance values refer to pumps with submerged suction and a free delivery outlet with water at 20°C, and vary according to the construction material.

Composition

MODEL	CASING	DIAPHRAGM	BALLS	SEATS	GASKET	CONNECTIONS	ATEX	PORTS
PF0018	S = SS POLISHED	NT = NBR+PTFE	T = PTFE S = SS	S = SS	T = PTFE	3 = TRI-CLAMP 1 = BSP	- = zone 2 X = zone 1	AB = STANDARD



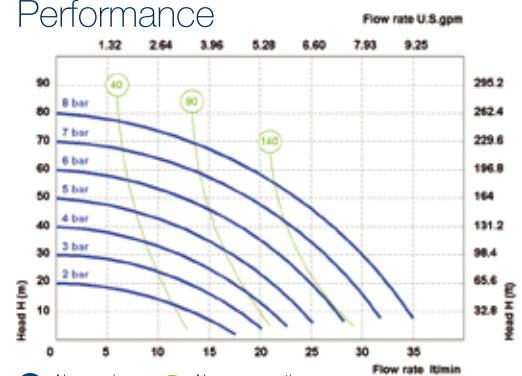
AISI 316 ELECTRO-POLISHED



Technical data

Fluid connections: Tri-Clamp 1"
Air connection: 6 mm
Max flow-rate: 35 lt/min
Max air pressure: 8 Bar
Max viscosity: 15.000 cps

Performance



● Air supply pressure ● Air consumption Nlt/min

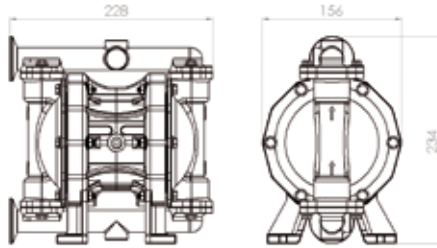
The curves and performance values refer to pumps with submerged suction and a free delivery outlet with water at 20°C, and vary according to the construction material.

Composition

MODEL	CASING	DIAPHRAGM	BALLS	SEATS	GASKET	CONNECTIONS	ATEX	PORTS
PF0030	S = SS POLISHED	HT = HYTREL+PTFE	T = PTFE S = SS	S = SS	T = PTFE	3 = TRI-CLAMP 1 = BSP	- = zone 2 X = zone 1	AB = STANDARD



AISI 316 ELECTRO-POLISHED



Technical data

Fluid connections: Tri-Clamp 1"
Air connection: 1/4" BSP
Max flow-rate: 55 lt/min
Max air pressure: 8 Bar
Max viscosity: 20.000 cps

Performance



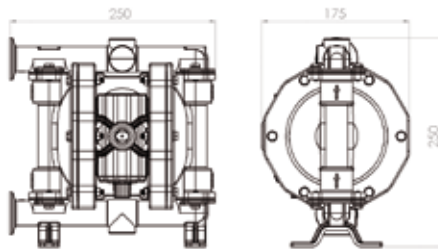
The curves and performance values refer to pumps with submerged suction and a free delivery outlet with water at 20°C, and vary according to the construction material.

Composition

MODEL	CASING	DIAPHRAGM	BALLS	SEATS	GASKET	CONNECTIONS	ATEX	PORTS
PF0050	S = SS POLISHED	HT = HYTREL+PTFE	T = PTFE S = SS	S = SS	T = PTFE	3 = TRI-CLAMP 1 = BSP	- = zone 2 X = zone 1	AB = STANDARD



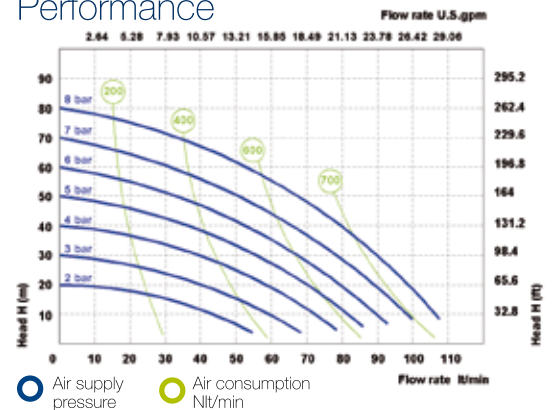
AISI 316 ELECTRO-POLISHED



Technical data

Fluid connections: Tri-Clamp 1"
Air connection: 3/8" BSP
Max flow-rate: 110 lt/min
Max air pressure: 8 Bar
Max viscosity: 25.000 cps

Performance



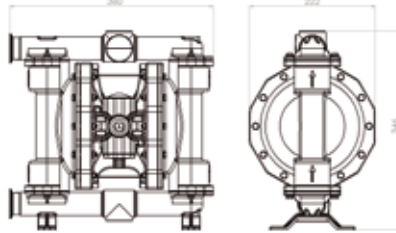
The curves and performance values refer to pumps with submerged suction and a free delivery outlet with water at 20°C, and vary according to the construction material.

Composition

MODEL	CASING	DIAPHRAGM	BALLS	SEATS	GASKET	CONNECTIONS	ATEX	PORTS
PF0100	S = SS POLISHED	HT = HYTREL+PTFE	T = PTFE S = SS	S = SS	T = PTFE	3 = TRI-CLAMP 1 = BSP	- = zone 2 X = zone 1	AB = STANDARD



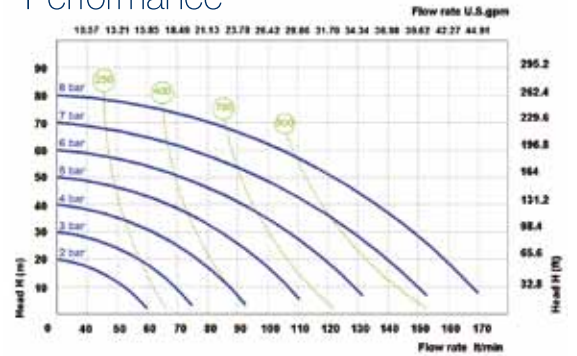
AISI 316 ELECTRO-POLISHED



Technical data

Fluid connections: Tri-Clamp 1"1/2
 Air connection: 1/2" BSP
 Max flow-rate: 170 lt/min
 Max air pressure: 8 Bar
 Max viscosity: 35.000 cps

Performance



○ Air supply pressure
 ○ Air consumption Nlt/min

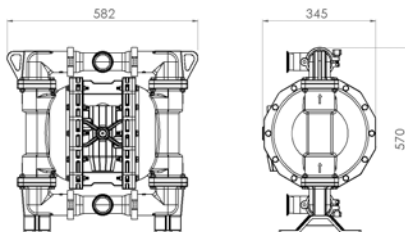
The curves and performance values refer to pumps with submerged suction and a free delivery outlet with water at 20°C, and vary according to the construction material.

Composition

MODEL	CASING	DIAPHRAGM	BALLS	SEATS	GASKET	CONNECTIONS	ATEX	PORTS
PF0160	S = SS POLISHED	HT = HYTREL+PTFE	T = PTFE S = SS	S = SS	T = PTFE	3 = TRI-CLAMP 1 = BSP	- = zone 2 X = zone 1	AB = STANDARD



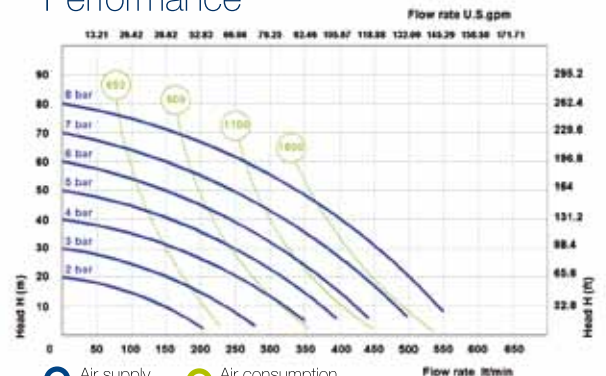
AISI 316 ELECTRO-POLISHED



Technical data

Fluid connections: Tri-Clamp 2"
 Air connection: 3/4" BSP
 Max flow-rate: 550 lt/min
 Max air pressure: 8 Bar
 Max viscosity: 50.000 cps

Performance



○ Air supply pressure
 ○ Air consumption Nlt/min

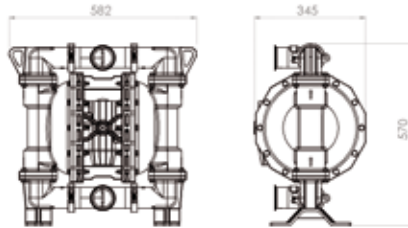
The curves and performance values refer to pumps with submerged suction and a free delivery outlet with water at 20°C, and vary according to the construction material.

Composition

MODEL	CASING	DIAPHRAGM	BALLS	SEATS	GASKET	CONNECTIONS	ATEX	PORTS
PF0500	S = SS POLISHED	HT = HYTREL+PTFE	T = PTFE S = SS	S = SS	T = PTFE	3 = TRI-CLAMP 1 = BSP	- = zone 2 X = zone 1	AB = STANDARD



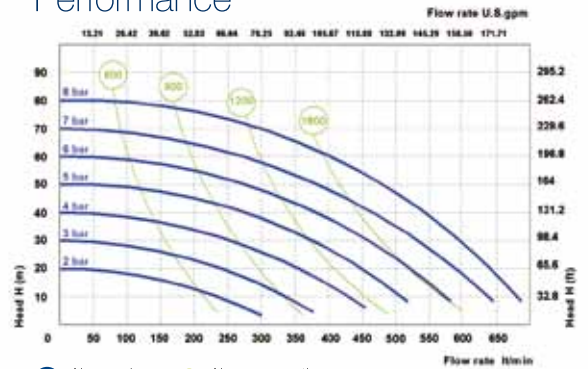
AISI 316 ELECTRO-POLISHED



Technical data

Fluid connections: Tri-Clamp 2" 1/2
 Air connection: 3/4" BSP
 Max flow-rate: 700 lt/min
 Max air pressure: 8 Bar
 Max viscosity: 50.000 cps

Performance



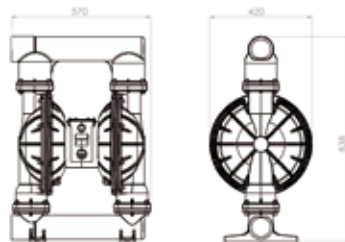
The curves and performance values refer to pumps with submerged suction and a free delivery outlet with water at 20°C, and vary according to the construction material.

Composition

MODEL	CASING	DIAPHRAGM	BALLS	SEATS	GASKET	CONNECTIONS	ATEX	PORTS
PF0700	S = SS POLISHED	HT = HYTREL+PTFE	T = PTFE S = SS	S = SS	T = PTFE	3 = TRI-CLAMP 1 = BSP	- = zone 2 X = zone 1	AB = STANDARD



AISI 316 ELECTRO-POLISHED



Technical data

Fluid connections: 3" BSP
 Air connection: 3/4" BSP
 Max flow-rate: 1050 lt/min
 Max air pressure: 8 Bar
 Max viscosity: 55.000 cps

Performance

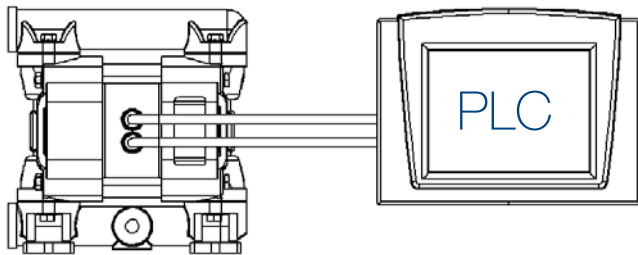
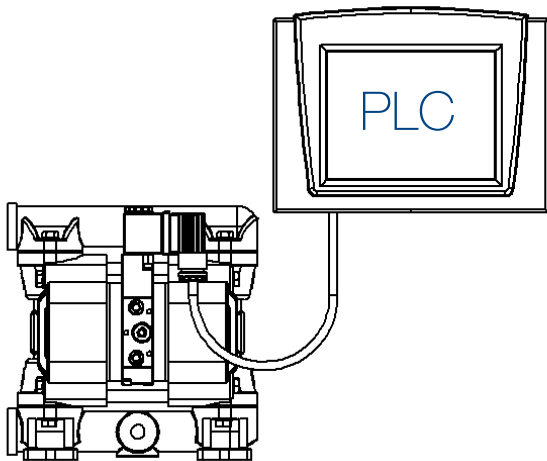


SPECIAL PUMPS

Air operated double diaphragms pumps
with special features:
TWIN PHOENIX with double inlet/outlet
DRUM PHOENIX to empty drums and tanks
ACCURATE PHOENIX remote control



Special Pumps
Accurate Phoenix



PUMPS
AP7 - AP18 - AP30
AP50 - AP65 - AP100
AP160 - AP250

MAIN APPLICATIONS

- **Chemical industry**
- **Flexographic industry**
- **Painting industry**
- **Wastewater technology**
- **Printing industry**

Technical data

ACCURATE PHOENIX are Pumps gives you the external pump control necessary for exacting applications such as batching. Featuring a direct electrical interface that utilizes electrical impulses to stroke the pump instead of differential pressure, the ACCURATE PHOENIX provides a variable stroke rate that you can easily control as needed.

Note: PLC and computer system not included.



PUMPS

**DP18 - DP30 - DP50
DP65 - DP100
DP160**

MAIN APPLICATIONS

- **Chemical industry**
- **Waste disposal technology**
- **Automotive industry**
- **Food industry**

Technical data

DRUM PHOENIX are designed for emptying drums and containers, and provide an economical and wear resistant alternative to other pumping systems. In order to handle a wide range of fluids, DP pumps are available in all materials. The pump can be quickly and easily mounted on the drum with its feet. The drum will be completely emptied with a suction pipe.

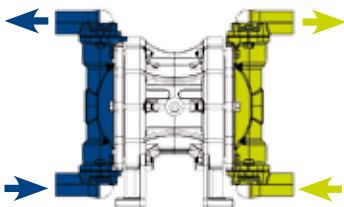


PUMPS

**TP18 - TP30 - TP50
TP65 - TP100 - TP160
TP250 - TP500
TP700**

MAIN APPLICATIONS

- **Painting industry**
- **Wastewater technology**
- **Printing industry**
- **Paper processing**
- **Flexographic industry**



Technical data

TWIN PHOENIX are mainly used in the textile and paper processing industry. These dual action pumps are able to transfer two different media independently and simultaneously. This is accomplished by using separate connections on the suction and discharge ports, keeping two pumped media isolated from each other, preventing unwanted mixing.

DAMPERS

Pneumatic, automatic
pulsation dampeners
Realized in:
PP, PVDF, ALUMINIUM,
SS AISI 316, POMc
Applicable to all size
of pumps.
Available also in ATEX
or FOOD version.



DAMPER



The active pulsation dampener is the most efficient way to remove pressure variations on the discharge of the pump. **Fluimac** pulsation dampener works actively with compressed air and a diaphragm, automatically setting the correct pressure to minimize the pulsations. Pulsation dampeners require minimum maintenance and are, subject to the requirements of the application, available in the same housing and diaphragm materials as the pump.

Application

- Metering/ Injection/Dosing
- Equalizes discharge pressure spikes, increasing accuracy
- Filter Press/Inline Filters
- Increases filter efficiency and life by providing a smooth flow
- Spraying
- Smooth, consistent spray pattern.
- Filling
- Eliminates inconsistent filling and splashing.
- Transfer
- Eliminates harmful water hammer, preventing pipe and valve damage.




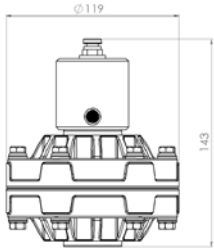
Significant Pulsation Reduction with an average 70% - 80% pulsation reduction in high back pressure applications.



How it works

The pulsating flow of the discharge forces the diaphragm upwards where it is cushioned by the air in the chamber. The flexing of the diaphragm absorbs the pulsation giving a smooth flow.

Damper D020

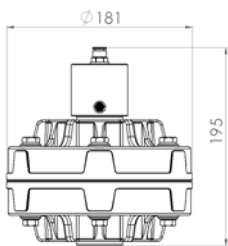


Technical data

Fluid connections: 3/4"
Air connection: 6 mm
Max air pressure: 8 Bar

**APPLY TO:
7 - 18 - 30**

Damper D025


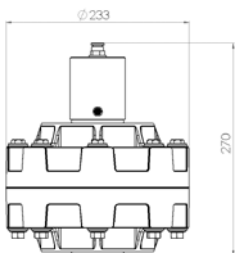


Technical data

Fluid connections: 1"
Air connection: 8 mm
Max air pressure: 8 Bar

**APPLY TO:
50 - 65 - 100**

Damper D040

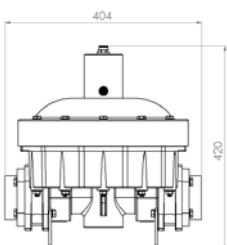


Technical data

Fluid connections: 1 1/2"
Air connection: 10 mm
Max air pressure: 8 Bar

**APPLY TO:
160 - 250**

Damper D050



Technical data

Fluid connections: 2"
Air connection: 12 mm
Max air pressure: 8 Bar

**APPLY TO:
500 - 700
1000**

ACCESSORIES



AIR REGULATION KIT
Adjust and set air pressure and air flow-rate with a filter regulator, pressure gauge and air valve unit.



SWITCH VALVES
Remotely start and stop with a solenoid or pneumatic valve for the pump's air.



STROKE COUNTER
Count the number of strokes, connected to a control. It allows various type of monitoring.



DIAPHRAGM FAILURE DETECTION FLUI-GUARD
The Electronic Leak Detector provide a signal via warning lights, an audible alarm, and the pump can be shut down.



PNEUMATIC BATCH CONTROL "START & STOP"
Pneumatic batcher can control any FLUIMAC AODD pump allowing you to set the cycles amount.



BASKET STRAINER FILTERS IN PP
Installed on the suction of the pumps, protects them from suspended solids and impurity.



INOX TROLLEY
It makes transportable pumps



ANTI VIBRATION FEET KIT
Reduces physical vibration from AOD pump operation.



PP, PVDF, ALU, SS NOZZLE
Dispenser to delivery control and batching.



VALVES, FITTINGS AND CONNECTIONS IN PP, PVC, INOX



REINFORCED PVC HOSE
With metal reinforcement for suction/discharge, also food-grade.



FLANGE CONNECTION KIT
Adapt a pump from BSP type connection to flanges with this kit.





fluimac[®]
pump solution

in the
world



www.fluimac.com
info@fluimac.com